



LIETUVOS NACIONALINĖ
MARTYNO MAŽVYDO
BIBLIOTEKA

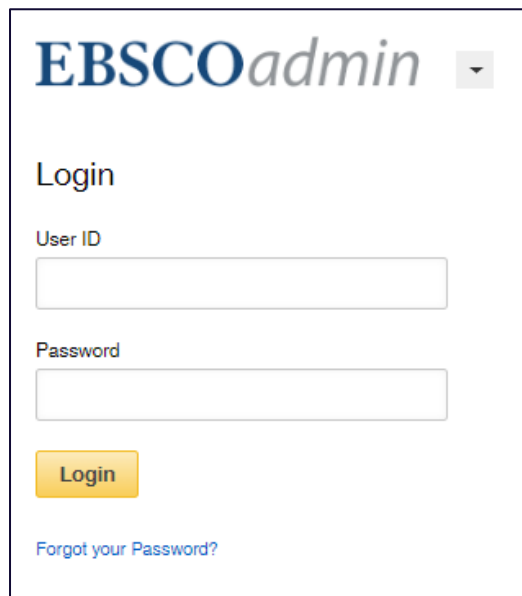
Duomenų bazės „EBSCO Publishing“ administravimo vadovas

Turinys

Kaip prisijungti prie duomenų bazių „EBSCO Publishing“ administravimo?.....	2
Duomenų bazių „EBSCO Publishing“ administravimas. Administravimo slaptažodžio keitimas	3
Duomenų bazių „EBSCO Publishing“ administravimas. Administravimo slaptažodžio galiojimas	4
Duomenų bazių „EBSCO Publishing“ administravimas. Vartotojų aplinkos nustatymas	5
Kur rasti savo bibliotekos duomenų bazių „EBSCO Publishing“ panaudos statistiką?	8
Nuotolinės prieigos suteikimas vartotojams prie duomenų bazių „EBSCO Publishing“	12
Laiško pavyzdys apie nuotolinę prieigą prie duomenų bazių „EBSCO Publishing“	13
Bibliotekos IP adresų keitimas	14

Kaip prisijungti prie duomenų bazių „EBSCO Publishing“ administravimo?

Prisijunkite prie duomenų bazės „EBSCO Publishing“ internetinio puslapio adresu: <http://eadmin.ebscohost.com/eadmin/login.aspx>



EBSCOadmin ▼

Login

User ID

Password

Login

[Forgot your Password?](#)

Dešinėje puslapio pusėje matysite lentelę, kurioje reikės įvesti Jūsų bibliotekos:

Vartotojo vardą (Username) ir Slaptažodį (Password)

Spauskite mygtuką **Login**.

EBSCOADMIN rinkitės **Change Password**

The screenshot shows the EBSCOADMIN interface. At the top right, the 'Change Password' link is highlighted with a red box and a red arrow pointing to it. Below the navigation bar, the 'EBSCOadmin Security' section is visible. The 'Change Password' form includes the following fields and annotations:

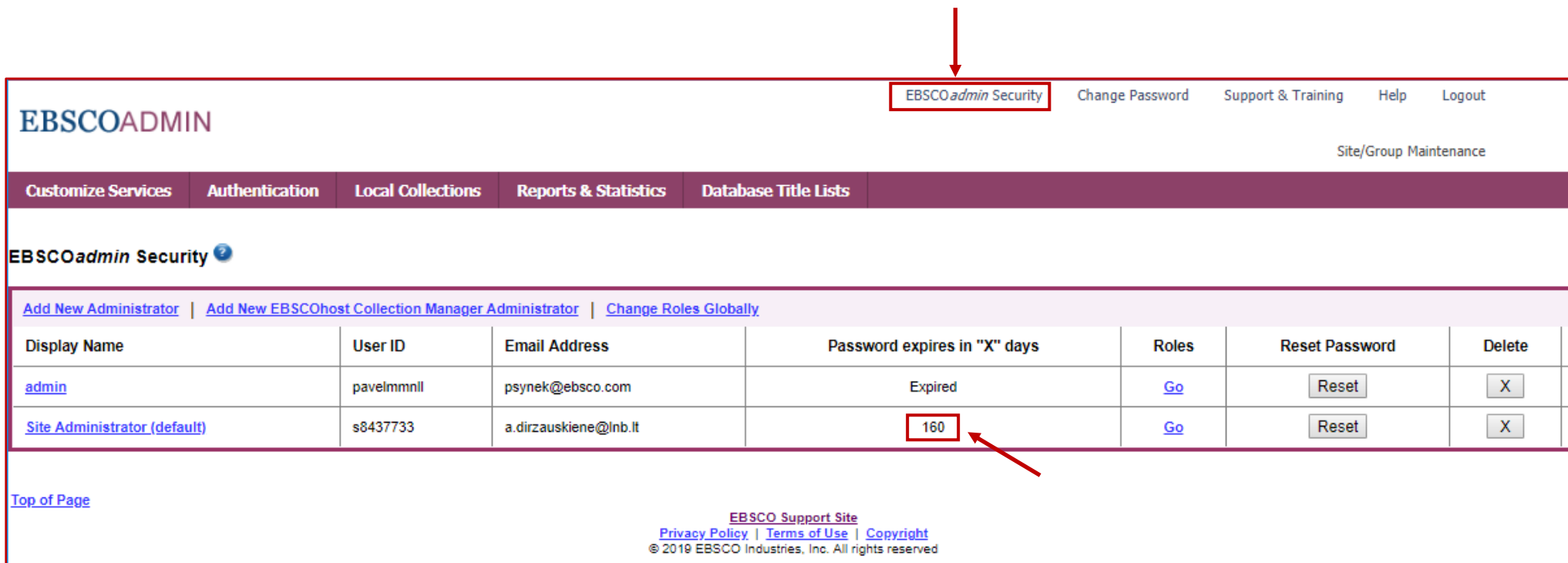
- Old or Temporary Password:** Annotated with 'Įrašyti seną slaptažodį' (Enter old password).
- New Password:** Annotated with 'Įrašyti naują slaptažodį' (Enter new password). A strength indicator is shown below this field.
- Confirm Password:** Annotated with 'Patvirtinti naują slaptažodį' (Confirm new password).
- Secret Question and Answer:** Annotated with 'Pasirinkti klausimą ir įrašyti atsakymą' (Select question and enter answer).

Buttons for 'Submit' and 'Cancel' are located at the bottom left of the form.

SVARBU: Duomenų bazių „EBSCO Publishing“ administratoriams **vieną kartą į metus privaloma** pakeisti slaptažodį!

Jei slaptažodis neveikia, reikia susisiekti su Lietuvos mokslinių bibliotekų asociacija el. paštu: ausra.vaskeviciene@lnb.lt arba jevgenija.sevcova@lnb.lt

Norėdami pasižiūrėti kiek dar laiko galioja jūsų bibliotekos slaptažodis EBSCOADMIN rinkitės **EBSCOadmin Security > Site administratoro (default) > Password expires in "X" days**



The screenshot shows the EBSCOADMIN interface. At the top, there is a navigation bar with the EBSCOADMIN logo on the left and links for 'EBSCOadmin Security', 'Change Password', 'Support & Training', 'Help', and 'Logout' on the right. Below this is a secondary navigation bar with 'Customize Services', 'Authentication', 'Local Collections', 'Reports & Statistics', and 'Database Title Lists'. The main content area is titled 'EBSCOadmin Security' and contains a table of administrators. A red arrow points to the 'EBSCOadmin Security' link in the top navigation bar, and another red arrow points to the '160' value in the 'Password expires in "X" days' column of the 'Site Administrator (default)' row.

Display Name	User ID	Email Address	Password expires in "X" days	Roles	Reset Password	Delete
admin	pavelmmnll	psynek@ebSCO.com	Expired	Go	<input type="button" value="Reset"/>	<input type="button" value="X"/>
Site Administrator (default)	s8437733	a.dirzauskiene@lnb.lt	160	Go	<input type="button" value="Reset"/>	<input type="button" value="X"/>

[Top of Page](#)

EBSCO Support Site
[Privacy Policy](#) | [Terms of Use](#) | [Copyright](#)
© 2019 EBSCO Industries, Inc. All rights reserved

Paieškos parametru nustatymui EBSCOADMIN rinkitės **Customize Services > Searching**

The screenshot displays the EBSCOADMIN web interface. At the top, the header includes the EBSCOADMIN logo, navigation links for Security, Change Password, Support & Training, Help, and Logout, and information about the current group and site. A secondary navigation bar contains tabs for 'Customize Services', 'Authentication', 'Local Collections', 'Reports & Statistics', and 'Database Title Lists'. The 'Customize EBSCO services' section is active, showing a dropdown menu for 'Choose Profile' set to 'EBSCOhost Web (ehost) - ehost' and a 'Profile Maintenance' link. Below this, a sub-navigation bar highlights the 'Searching' tab, with other tabs for 'Databases', 'Viewing Results', 'Linking', 'Delivery Options', 'Multilingual Options', and 'Branding'. The main content area is titled 'General Settings' and contains a list of search-related parameters, each with a 'Modify' link and a control element (radio buttons or dropdown).

Setting	Value/Control	Action
Search Modes		Modify
Default Keyword Search Screen	Advanced	
Show Keyword/Title/Author Radio Buttons	<input checked="" type="radio"/> On <input type="radio"/> Off	
Require uppercase Boolean operators (AND, OR, NOT)	<input type="radio"/> On <input checked="" type="radio"/> Off	
Diacritic Search	<input checked="" type="radio"/> On <input type="radio"/> Off	
Display Text-to-Speech	<input checked="" type="radio"/> Yes <input type="radio"/> No	
Configure Text-to-Speech		Modify
Spellchecker	<input type="radio"/> On <input checked="" type="radio"/> Off	
Show Did-You-Mean Suggestion	<input checked="" type="radio"/> Yes <input type="radio"/> No	
Auto Correct Search Terms	<input checked="" type="radio"/> Yes <input type="radio"/> No	
Autocomplete Keyword	<input checked="" type="radio"/> On <input type="radio"/> Off	
Show 'Create Alert' button	<input checked="" type="radio"/> Yes <input type="radio"/> No	
Run SmartText Search when Query Returns No Results	<input checked="" type="radio"/> Yes <input type="radio"/> No	
Display Mobile Application Authentication Link	<input checked="" type="radio"/> On <input type="radio"/> Off	
Basic Search Screen Settings		
Show "Suggest Subject Terms"		Modify
Index Browse	<input checked="" type="radio"/> On <input type="radio"/> Off	
Default to Search History open above Results from Basic Searching	<input type="radio"/> Yes <input checked="" type="radio"/> No	
Open "More Search Options" by default	<input checked="" type="radio"/> Yes <input type="radio"/> No	
Advanced Search Screen Settings		

Paieškos rezultatų peržiūros nustatymui EBSCOADMIN rinkitės **Customize Services > Viewing Results**

The screenshot displays the EBSCOADMIN interface. At the top, the logo 'EBSCOADMIN' is visible on the left, and navigation links like 'EBSCOadmin Security', 'Change Password', 'Support & Training', 'Help', and 'Logout' are on the right. Below the logo, the current group is 'Main User Group (main)' and the current site is 'Site/Group Maintenance'. A horizontal menu contains 'Customize Services', 'Authentication', 'Local Collections', 'Reports & Statistics', and 'Database Title Lists'. The 'Customize EBSCO services' section includes a 'Choose Profile' dropdown set to 'EBSCOhost Web (ehost) - ehost' and a 'Profile Maintenance' link. A secondary menu below has 'Searching', 'Databases', 'Viewing Results', 'Linking', 'Delivery Options', 'Multilingual Options', and 'Branding'. The 'Viewing Results' section is titled 'General Settings' and contains a list of configuration options:

Setting	Value
Page Layout	Three Columns (selected), Two Columns, Two Columns, One Column
"Source Types" on Result List	On (selected), Off
Open Sourcetypes by default	Yes (selected), No
Edit Source Type Label	Source Types
Allow Viewing of Video Results	Yes (selected), No
Allow Download/Streaming of Mp3 Content	Yes (selected), No
Full Text	On (selected), Off
PDFs	On (selected), Off
Display MARC Record Citation Link	Yes (selected), No
Preferred Sort Order for All Results	Database Default, Relevance (selected)
Number of Results Per Page	10
Result List View	Brief
Show All Subjects for Each Result	Yes (selected), No
Display Image QuickView Results	On (selected), Off
Show Clustered Results	Yes (selected), No
Select and Order Clusters for display	Modify
Preferred Order of Formats for Title Link	Modify
Include HTML Full Text with Detailed Record	Yes (selected), No
Display Images within Full Text	On (selected), Off

Straipsnių vertimui į kitas kalbas EBSCOADMIN rinkitės **Customize Services > Multilingual Options**

The screenshot displays the EBSCOADMIN interface. At the top, the logo 'EBSCOADMIN' is on the left, and navigation links for 'EBSCOadmin Security', 'Change Password', 'Support & Training', 'Help', and 'Logout' are on the right. Below the logo, the 'Current Group' is set to 'Main User Group (main)' and the 'Current Site' is blank. A navigation bar contains several tabs: 'Customize Services' (highlighted with a red box), 'Authentication', 'Local Collections', 'Reports & Statistics', and 'Database Title Lists'. Below this bar, the 'Customize EBSCO services' section is visible, with a sub-section for 'Multilingual Options' also highlighted by a red box. The 'Multilingual Options' section includes a 'General Setting' table with two rows: 'Allow user to change languages dynamically during the session' (radio buttons for Yes/No) and 'Language Translation for Full Text' (radio buttons for On/Off). At the bottom of this section are 'Submit' and 'Reset' buttons. The footer contains a 'Top of Page' link, 'EBSCO Support Site' link, and copyright information for EBSCO Industries, Inc. © 2019.

Kur rasti savo bibliotekos duomenų bazių „EBSCO Publishing“ panaudos statistiką?

EBSCOADMIN rinkitės **Reports & Statistics > Standart Usage Reports**

The screenshot displays the EBSCOADMIN web interface. At the top, there is a navigation bar with the EBSCOADMIN logo on the left and links for 'EBSCOadmin Security', 'Change Password', 'Support & Training', 'Help', and 'Logout' on the right. Below this is a secondary navigation bar with tabs for 'Customize Services', 'Authentication', 'Local Collections', 'Reports & Statistics', and 'Database Title Lists'. The 'Reports & Statistics' tab is selected and highlighted with a red box. A red arrow points from this tab to the 'Standard Usage Reports' option in the 'EBSCOhost / EDS' section of the main content area. The 'Standard Usage Reports' option is also highlighted with a red box. Other sections visible include 'eBooks and Audiobooks' with 'CAM Reports' and 'eBook Title Usage Report', 'Search Analytics' with 'Top Search Terms Report', 'Flipster Reports' with 'Flipster', 'Download Reports' with 'Recent Reports' and 'Database Usage Report', and 'Scheduled Reports' with 'Scheduled Reports'.

Welcome: EBSCOADMIN

EBSCOadmin Security Change Password Support & Training Help Logout

Site/Group Maintenance

Customize Services Authentication Local Collections **Reports & Statistics** Database Title Lists

Reports & Statistics / Standard Usage Reports

Standard Usage Reports - Tutorial - Glossary of Terms

Reports Download Reports Scheduled Reports

Report Type Database Usage Report ?

Filters

Database All Databases Accessed All Subscribed Databases Select/View

Interface All

Reporting Period January 1, 2019 - January 31, 2019 ?

Grouping

Analysis Level Database ?

Count Aggregation Total By Year By Month ?

Options

Metric View Totals Only Detailed ?

Export

Delivery Download E-mail

Create Report for Download View Sample Report

Pažymėti ataskaitos tipą

Pažymėti prenumeruojamas duomenų bazes

Pažymėti aplinkos sąsają

Pažymėti datą

Pažymėti analizės detalumą

Pažymėti parametrus: iš viso; pagal metus; pagal mėnesius

Pažymėti nustatymus: iš viso ar detalizuota

Pažymėti kokia forma norite gauti statistiką

Standard Usage Reports - [Tutorial](#) - [Glossary of Terms](#)

Reports Download Reports Scheduled Reports

Report Type Database Usage Report ?

- Database Usage Report
- Database Usage Report
- Interface Usage Report
- Link Activity Report
- Login Usage Report
- Title Usage Report

Filters

Database All Databases Accessed All Subscribed Databases

Select/View

Interface All

Reporting Period January 1, 2019 - January 31, 2019

Grouping

Analysis Level Database ?

- Database
- Database
- Site
- Interface
- Group
- Profile

- Current Month
 - Last Month
 - Last 3 Months
 - Last 6 Months
 - Last 12 Months
 - Current Year
 - Custom Range
- Apply Cancel

9 Databases Selected

Search

Not Selected	Select All	Selected	Remove All
EBSCO Information Services: AHFS Consumer Medication Information (0h)	<input type="checkbox"/>	EBSCO Information Services: Academic Search Complete (a0h)	<input type="checkbox"/>
EBSCO Information Services: eBook Collection (EBSCOhost) (niebk) [TRIAL]	<input type="checkbox"/>	EBSCO Information Services: Business Source Complete (b0h)	<input type="checkbox"/>
EBSCO Information Services: eBook Public Library Collection Trial (e700bwi) [TRIAL]	<input type="checkbox"/>	EBSCO Information Services: ERIC (eric)	<input type="checkbox"/>
EBSCO Information Services: European Views of the Americas: 1493 to 1750 (hev)	<input type="checkbox"/>	EBSCO Information Services: Health Source - Consumer Edition (h0h)	<input type="checkbox"/>
EBSCO Information Services: GreenFILE (0gh)	<input type="checkbox"/>	EBSCO Information Services: Health Source: Nursing/Academic Edition (hch)	<input type="checkbox"/>
EBSCO Information Services: Regional Business News (brh)	<input type="checkbox"/>	EBSCO Information Services: Library, Information Science & Technology Abstracts (l0h)	<input type="checkbox"/>
EBSCO Information Services: Teacher Reference Center (trh)	<input type="checkbox"/>	EBSCO Information Services: MasterFILE Premier (f0h)	<input type="checkbox"/>
		EBSCO Information Services: MEDLINE (medm)	<input type="checkbox"/>

Apply Changes Cancel

Customize Services

Authentication

Local Collections

Reports & Statistics



Database Title Lists

[Reports & Statistics](#) / [Standard Usage Reports](#) / [Download](#)

My Reports

Reports

All Reports

Report Type	Report Description	Report Period	Date	Status	Download
 Database Usage Report	---	February 01, 2018 - January 31, 2019	02-05-2019	Complete	Tab Delimited Excel
 Database Usage Report	---	January 01, 2019 - January 31, 2019	02-05-2019	Complete	Tab Delimited Excel

[EBSCO Support Site](#)

[Privacy Policy](#) [Terms of Use and Copyright](#)

© 2019 EBSCO Industries, Inc. All rights reserved

Nuotolinės prieigos suteikimas vartotojams prie duomenų bazių „EBSCO Publishing“

EBSCOADMIN EBSCOadmin Security Change Password Support & Training Help Logout

Site/Group Maintenance

Customize Services **Authentication** Local Collections Reports & Statistics Database Title Lists

CPID (Patterned IDs) ?

If you are using IDs which follow certain patterns (eg: Library Card #), you can view and change the list of model IDs using this option. Your patrons should use <http://search.ebscohost.com/login.aspx?authtype=cpid&custid=s> for accessing EBSCOhost using this scheme.

User ID/Password IP Address Patron Files **CPID** Referring URL Athens Cookies Shibboleth/SAML HTTPS Personal Users Preferred Authentication

Add Model ID [Customize Login Prompts & Support Link](#)

Site Name	
Group ID	Main User Group ▼
Model ID	<input type="text"/>
Mask	1 ▼ 1 ▼ 1 ▼ 1 ▼ 1 ▼ 1 ▼ 1 ▼ 1 ▼ 1 ▼ 1 ▼
ID Length	10 ▼

[Top of Page](#)

[EBSCO Support Site](#)
[Privacy Policy](#) | [Terms of Use](#) | [Copyright](#)
© 2019 EBSCO Industries, Inc. All rights reserved

Annotations:

- Priskirti vartotojų grupę, kuriai bus priskirtas slaptažodis (Group ID dropdown)
- Jrašyti skaitytojo bilietą (Model ID field)
- Pažymėti 1 (Mask field)
- Pasirinkti kiek skaičių (5-30) turėtų sudaryti slaptažodį (ID Length dropdown)

Nuotolinė prieiga suteikiama tik registruotiems bibliotekos vartotojams. Dėl slaptažodžio jie turi kreiptis Jūsų bibliotekos nurodytu el. paštu.

Laiško pavyzdys virtualiems vartotojams

Jums suteiktas individualus slaptažodis naudotis **EBSCO Publishing** duomenų baze.

Duomenų baze **EBSCO Publishing** galite naudotis iš savo kompiuterio, prisijungę prie bazės adresu:

<http://search.ebscohost.com/login.aspx?authtype=cpid&custid=.....> ir užrašę prisijungimo vardą (būtinai mažosiomis raidėmis).

Username: s1111111

Password : ab000000cd

Norime atkreipti dėmesį, kad slaptažodžiai suteikiami TIK asmeninam naudojimui, rastą informaciją galima naudoti TIK mokslo, mokymosi ar savišvietos tikslams. Negalima perduoti slaptažodžio kitam asmeniui, sistemingai kopijuoti visų žurnalo numerių ar labai didelių informacijos kiekių, rastą informaciją negalima naudoti komerciniais tikslais ar ją skelbti kituose leidiniuose.

Bibliotekos IP adresų keitimas

Bibliotekoje ir filialuose prie duomenų bazės geriausiai jungtis pagal IP adresus, kad nereikėtų slaptažodžio.

The screenshot displays the EBSCOADMIN web interface. At the top, there is a navigation bar with links for 'EBSCOADMIN', 'EBSCOadmin Security', 'Change Password', 'Support & Training', 'Help', and 'Logout'. Below this is a secondary navigation bar with 'Site/Group Maintenance' and a main menu with items like 'Customize Services', 'Authentication', 'Local Collections', 'Reports & Statistics', and 'Database Title Lists'. The 'Authentication' menu item is highlighted with a red box, and a red arrow points to it. Below the main menu, the 'IP Address' section is active, showing a sub-menu with 'Add IP Address', 'Delete IP Range', 'Upload IP Address List', and 'E-mail IP Address List'. The 'Add IP Address' button is also highlighted with a red box, and a red arrow points to it. The main content area contains a form with fields for 'Site Name', 'Group ID' (set to 'Main User Group'), and 'IP Address'. The 'IP Address' field has a text input and an example: 'Example: 193.6.90.1-193.6.90.20 or 193.6.90.1-20 or 193.6.90'. At the bottom of the form are 'Submit' and 'Cancel' buttons, with 'Submit' highlighted by a red box. The footer includes links for 'Top of Page', 'EBSCO Support Site', 'Privacy Policy', 'Terms of Use', and 'Copyright', along with the copyright notice '© 2019 EBSCO Industries, Inc. All rights reserved'.